

# 2018 Waste Audit

On October 16<sup>th</sup>, 2018 SustainableUFV conducted the fourth annual Waste Audit. The purpose of the Audit is to quantify and analyze waste on campus. This not only allows us to determine whether we are improving as an institution, but it also gives us the opportunity to identify areas where we could be doing better so that we can make changes accordingly!

Last year's Audit indicated that the majority of the landfill stream consisted of compostable material, a large portion of which was paper towels. Since then, we have taken the initiative to convert all washroom bins to compost/organic bins. This has resulted in a significant diversion of organics from the landfill.

## Composition of Waste

■ Landfill ■ Refundable ■ Mixed Recycling ■ Organics

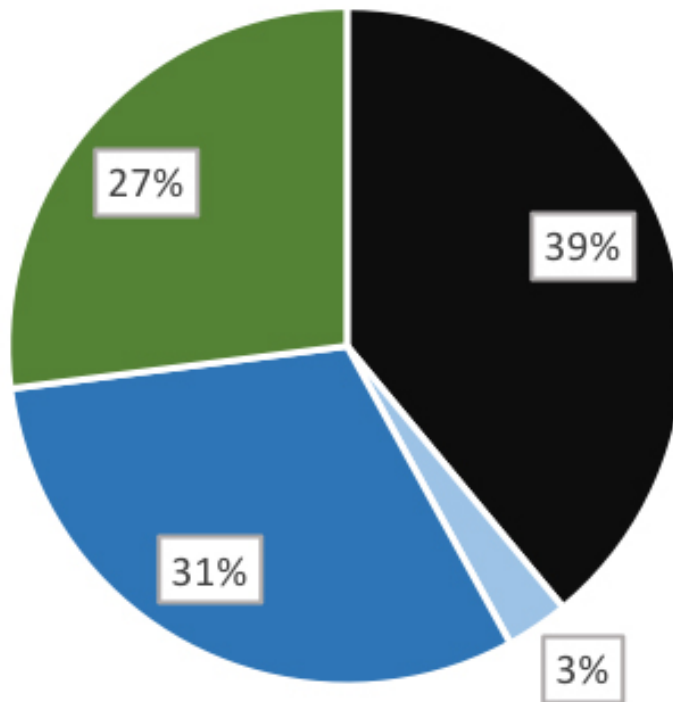


Figure 1 is the overall composition of the waste from the Audit prior to it being sorted into the appropriate categories. We sorted through the four streams found in the sustainable waste stations, consisting of:

- Landfill
- Refundable
- Mixed Recycling
- Organics

Figure 1: Composition of Waste

## Composition of Streams

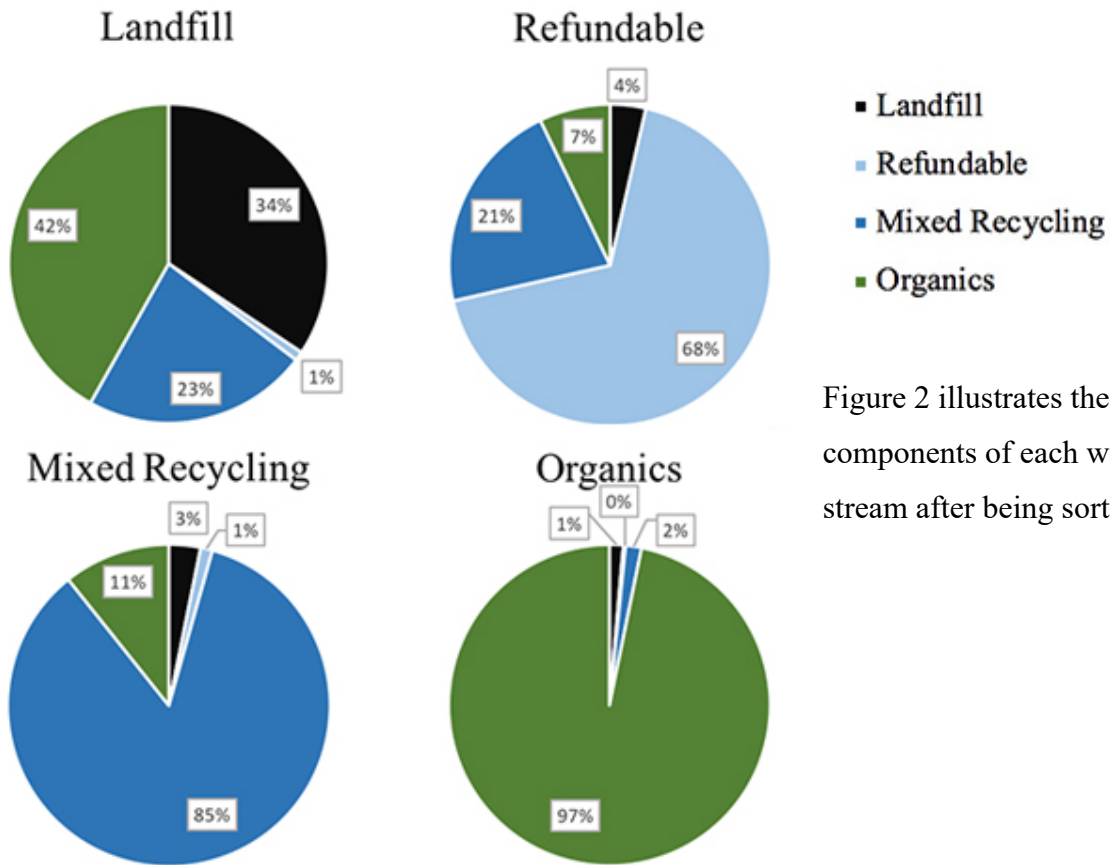


Figure 2 illustrates the components of each waste stream after being sorted.

Figure 2: Composition of Streams

## Landfill Diversion

### 2017 and 2018 Landfill Rates

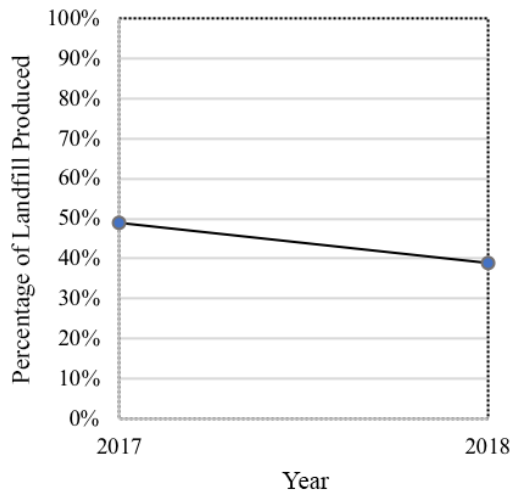


Figure 3 illustrates the diversion in waste that UFV is sending to the landfill. We went from sending 49% of our total waste to the landfill in 2017 to 39% this year.

Figure 3: 2017 and 2018 Landfill Rates

The fact is: UFV is sending less waste to the landfill. This is particularly interesting considering that the institution is producing approximately the same amount of total waste. However, this diversion rate likely reflects that the students, staff, faculty, and any others who visit the University are becoming more familiar with the waste stations and how to properly dispose of their waste. These stations were implemented in the fall of 2017 and since then, SustainableUFV has provided ongoing training to students at various events to educate them on how to dispose of their waste correctly.

## Level of Compliance

COMPLIANCE	RATE
ORGANICS	97%
MIXED RECYCLING	85%
REFUNDABLE	68%
LANDFILL	34%

Figure 4 shows how accurately UFV's community disposes of their waste.

The landfill stream has the least amount of compliance. It is suggested that users tend to default of using this stream when they are unsure how to properly dispose of their waste.

Figure 4: Level of Compliance

## Result of Past Goals

### Organics in the Landfill Stream

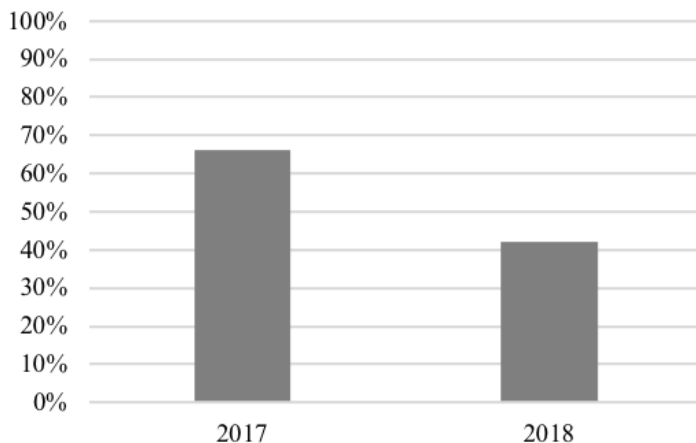


Figure 5 illustrates the percentage of organic materials found in the landfill stream in 2017 and 2018. The significant decrease shown results from the conversion of bathroom bins from landfill to organics, implemented in August 2018.

Figure 5: Organics in Landfill Stream

## Future Goals

### Allocation of Disposable Cups

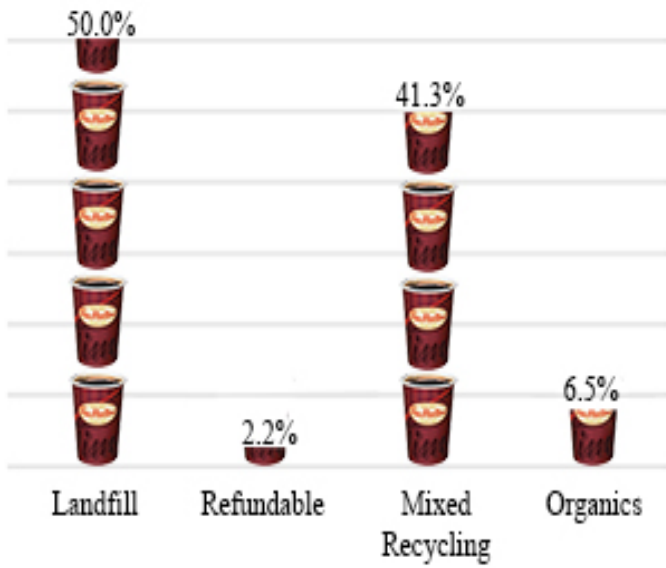


Figure 6: Allocation of Disposable Cups

Figure 6 depicts how disposable cups are being allocated in each waste stream. Although they belong in the mixed recycling stream, the majority of the cups are not being disposed of correctly. Upcoming initiatives for SustainableUFV is to work towards educating the UFV community on how to properly dispose of their coffee cups, and to decrease the total amount of coffee cups produced at the University by encouraging the use of reusable mugs.

